

## Financial Process Exchange (FPX) Deposit Guide and Frequently Asked Questions (FAQ)

Dear Valued Clients, we have now introduced FPX deposit on POEMS Global MY 2.0 and POEMS 3.0 where you can now enjoy faster trading limit update.

### FPX Deposit Instructions

#### 1) FPX Deposit via POEMS Global MY 2.0

**Step 1:** Navigate to the Payment icon. Once you click on it, the FPX payment page will appear.

**Step 2:** On the FPX payment page, select your bank, key in the amount, email address and transaction reference for submission. FPX deposit made by third party is NOT ACCEPTABLE. Joint account holder is allowed if the primary name of the joint account is yours.

POEMS Global MY

Payment

Pay with **FPX** (Current and Savings Account)

Transfer from: **FPX**

**2** Retail Banking

Bank Option: Maybank2U

Total Amount: 1.00

Email address to receive transaction status:

Transaction reference: Example: POEMS GLOBAL MY User Smith-JSD123456

Note:

- Any cash deposit or payment must be made in the name of the account holder and not from third party.
- Your email address will be sent to FPX so that you are able to receive email notifications.
- By clicking on "Confirm" button, you hereby agree with [FPX's Terms & Conditions](#).

**Pay Now**

**Step 3:** Proceed to your designated bank account to login to complete the payment.

maybank2u.com

Welcome

Log in to Maybank2u online banking

Note:

- You are in a secured site.

Username:

**Next**

[Forgot login details?](#)

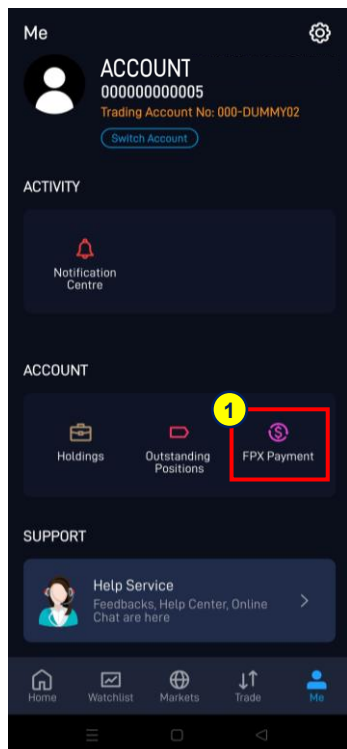
Don't have a Maybank2U account?  
[Click here to sign up now](#)

Security information:

- [Click here for security tips](#)
- Never login via email links
- Never reveal your PIN and/or Password to anyone


## 2) FPX Deposit via POEMS 3.0

**Step 1:** Navigate to the Payment icon. Once you click on it, the FPX payment page will appear.




**Step 2:** On the FPX payment page, select your bank, key in the amount, email address and transaction reference for submission. FPX deposit made by third party is NOT ACCEPTABLE. Joint account holder is allowed if the primary name of the joint account is yours.

[< FPX Payment](#)

Pay with  **FPX** ( Current and Savings Account)

Transfer from:

 **FPX**  
Pay to Current Banking

**2** Retail Banking

Bank Option:

Total Amount:

Email address to receive transaction status:

Transaction reference:

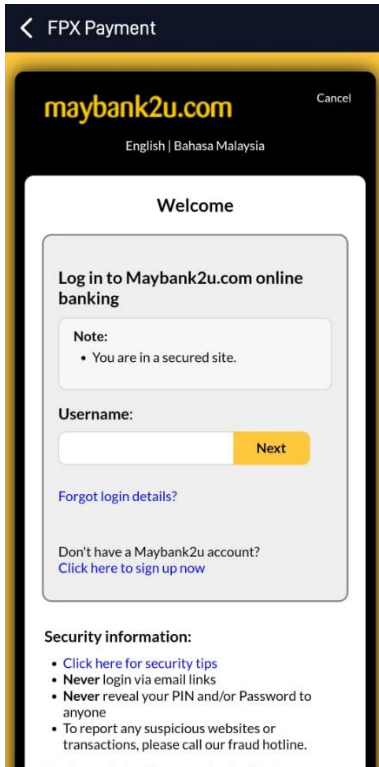
Example: POEMS GLOBAL MY John Smith JS0123456

Note:

1. Any cash deposit or payment must be made in the name of the account holder and not from third party.
2. Your email address will be sent to FPX so that you are able to receive email notifications.
3. By clicking on "Confirm" button, you hereby agree with [FPX's Terms & Conditions](#).

[Pay Now](#)

**Step 3:** Proceed to your designated bank account to login to complete the payment.



The screenshot shows the Maybank2u.com login interface. At the top, there is a dark blue header with a back arrow and the text "FPX Payment". Below this is a yellow banner with the "maybank2u.com" logo and a "Cancel" link. Under the banner, it says "English | Bahasa Malaysia". The main content area is white and titled "Welcome". It contains a login form with the heading "Log in to Maybank2u.com online banking". A note box states "Note: You are in a secured site." Below this is a "Username:" label and a text input field, followed by a yellow "Next" button. There is a link for "Forgot login details?". At the bottom of the form, it asks "Don't have a Maybank2u account?" and provides a link to "Click here to sign up now". A "Security information:" section at the bottom lists several tips: "Click here for security tips", "Never login via email links", "Never reveal your PIN and/or Password to anyone", and "To report any suspicious websites or transactions, please call our fraud hotline."

< FPX Payment

**maybank2u.com** Cancel

English | Bahasa Malaysia

Welcome

Log in to Maybank2u.com online banking

Note:

- You are in a secured site.

Username:

Next

[Forgot login details?](#)

Don't have a Maybank2u account?  
[Click here to sign up now](#)

Security information:

- [Click here for security tips](#)
- Never login via email links
- Never reveal your PIN and/or Password to anyone
- To report any suspicious websites or transactions, please call our fraud hotline.

## FPX FAQ

- [When can I perform FPX deposit?](#)

The FPX service is available 24 hours a day. However, it is subject to the client's Internet Banking service availability.

- [What is the transfer limit for FPX deposit?](#)

The minimum limit per transaction is RM1.00 and maximum limit is limited to RM30,000\* per transaction.

*\*The limit is subject to your bank's internet banking limit, whichever is lower.*

- [Can FPX deposit be made by a third party or from a joint bank account?](#)

You must be the sole beneficiary of the bank account from which the FPX deposit is made. Any FPX deposit made by third party is NOT ACCEPTABLE. Joint account holder is allowed if the primary name of the joint account is yours.

- [When will my trading limit be updated after making an FPX deposit?](#)

The trading limit will be updated on the same trading day for FPX deposits made between 9:00 AM and 6:00 PM.

FPX deposits made outside of these hours will result in the trading limit being updated the next trading day.

- [When will my trust amount be updated after making an FPX deposit?](#)

The trust amount will be updated on the next trading day.

- [What is the supported currency for FPX deposits?](#)

The Malaysian Ringgit (MYR) is the only supported currency for FPX deposits.

- [Is there a fee for using FPX service?](#)

Phillip Capital does not charge any fees for using FPX.